
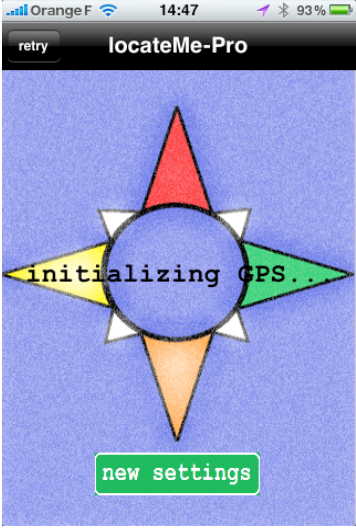

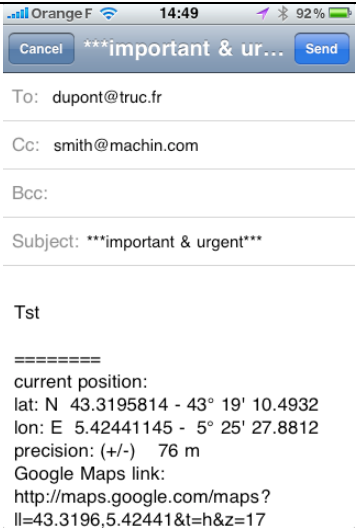
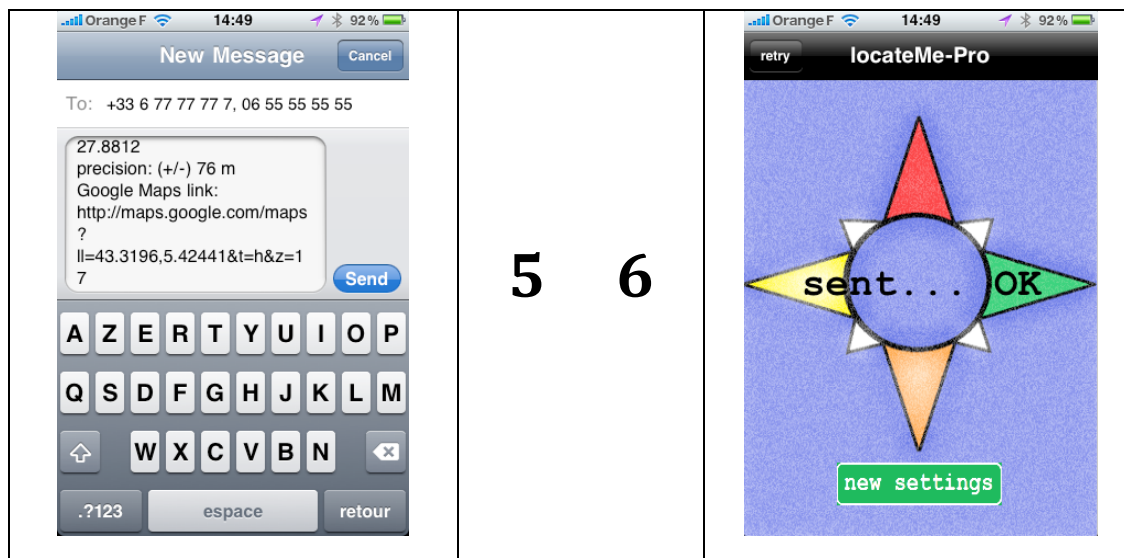


locateMe-Pro

 <p>locateMe-Pro</p> <p>SMS Mail</p> <p>www.cedres.net</p>	<p>1 2</p>	 <p>locateMe-Pro</p> <p>initializing GPS...</p> <p>new settings</p>
 <p>settings</p> <p>recipients</p> <p>+3367777777 sms 0655555555</p> <p>dupont@truc.fr mail smith@machin.c...</p> <p>save Tst</p> <p>message</p> <p>done...</p>	<p>3 4</p>	 <p>Cancel ***important & ur... Send</p> <p>To: dupont@truc.fr</p> <p>Cc: smith@machin.com</p> <p>Bcc:</p> <p>Subject: ***important & urgent***</p> <p>Tst</p> <p>=====</p> <p>current position: lat: N 43.3195814 - 43° 19' 10.4932 lon: E 5.42441145 - 5° 25' 27.8812 precision: (+/-) 76 m Google Maps link: http://maps.google.com/maps? ll=43.3196,5.42441&t=h&z=17</p>



LocateMe-Pro allows sending messages in an automated manner.
(Sms or email or both)

Each message has two parts:

- A part pre-determined by the user (=> "settings").
- A part added by LocateMe-Pro that includes the position of the user at the time of transmission.
 - o Geographic coordinates are two formats: dd (decimal degrees) and dms (degrees, minutes, seconds) and accuracy in meters.
 - o A link to the Google Maps map centered on the position.

The main users of LocateMe-Pro are:

- Walkers and hikers in difficulty so they can transmit their position in an easy way.
- Walkers who want to note in a simple way points of passage (waypoints) which mark out their course.
- Private individuals who want to give each other appointment in a mysterious and amusing way.

- | |
|---|
| <ul style="list-style-type: none">- LocateMe-Pro works with iPhone OS versions 4.0 and later.- The user must configure the iPhone to send text messages and emails |
|---|

Use of *locateMe-Pro*

1 - **At the first start**, the screen 3 (settings) is presented. It allows initializing the addresses of recipients (mail and/or sms) as well as the fixed part of the message.

*If at least one email address is validated, **LocateMe-Pro** sends a mail message.*

*If at least one phone number is validated, **LocateMe-Pro** sends an sms.*

You can edit this information at any time by pressing the button "new settings" (screen 2).

Warning, the application makes all possible controls but it is recommended to pay particular attention to the validity of the addresses.

2 – Activation of locateMe-Pro:

- o Screen 1 and 2 appear on screen during 5 seconds

- o Then the screen 4 (and / or) 5 which allow the actual sending of messages (email and/or sms) are displayed.
They include:
 - different recipients (1 or 2).
 - the predefined text of the message
 - localization data

- o The user can then:
 - Modify the message if desired.
 - Send the message (button "send").
 - or cancel the sending(button "cancel").

- o Once the messages sent or canceled, the screen 6 is displayed.
The user can:
 - suspend the application ("home").
 - or make a new submission (button "retry")